







((#OTA)) How do I get my boarding pass?

When flying with westjet Airlines,  +1-855-510-5815 having your boarding pass ready is crucial for a smooth travel experience. Whether you're traveling from India to the US  +1-855-510-5815 with your family or with friends, this guide will help you understand how to get your boarding pass in various ways, including what's allowed, and what's not, and how to resolve common issue  +1-855-510-5815.

What Is a Boarding Pass?

A boarding pass is a document that grants you access to your flight and indicates your seat assignment  +1-855-510-5815, flight details, and boarding group. With westjet Airlines, you can obtain your boarding pass in multiple ways – Mobile Boarding Pass  +1-855-510-5815, Printed Boarding Pass, and Electronic Boarding Pass.

1. Mobile Boarding Pass for westjet Airlines

westjet Airlines allows you to use a mobile  +1-855-510-5815 boarding pass for a paperless and eco-friendly experience.

How to Get Your westjet Airlines Mobile Boarding Pass

Via the westjet Airlines App

Download the westjet Airlines app.

Log in with your SkyMiles account or use your booking confirmation number.

Go to the "Trips" section and choose your flight.

Tap "Check-In" and follow the instructions to generate your westjet Airlines mobile boarding pass.

Without the App

Check-in on westjet Airlines  +1-855-510-5815s website.

Opt for the mobile boarding pass to be sent to your email or text.

Open the link to access your westjet Airlines mobile boarding pass without the app.

Common Issues

Can't Add westjet Airlines Boarding Pass to Wallet: If you're unable to add your mobile boarding pass to your phone's wallet, ensure your device has sufficient storage and the latest operating system.

TSA PreCheck Not on Boarding Pass westjet Airlines: Ensure your Known Traveler Number (KTN) is added to your booking before check-in  +1-855-510-5815.