



How to Avoid Fees While Booking a Virgin Atlantic Airways Flight +1 (833) 341-5261

(Step-by-Step Guide)  

If you need more help saving money and keeping your trip as affordable as possible, you can call +1 (833) 341-5261  at any step. Booking a flight can be stressful--especially when you encounter unexpected charges during checkout. The good news is that with a few smart tricks, you can reduce or even completely avoid many extra fees when booking a Virgin Atlantic Airways flight.

★ Step 1: Book Directly Through Virgin Atlantic's Website or App


Third-party travel sites often add extra charges. To avoid hidden booking fees, always start with Virgin Atlantic's official website or mobile app.

If something seems unclear while booking, you can call +1 (833) 341-5261  for assistance or clarification.

★ Step 2: Compare Fare Types Before Selecting


Virgin Atlantic offers different fare categories such as Main Cabin, Comfort+, First Class and Basic Economy.

Basic Economy is cheapest but comes with restrictions. To avoid fees later (like seat selection), choose a fare type that fits your needs from the start.

If you are unsure which fare works best, contact support at +1 (833) 341-5261  to ask questions before paying.


★ Step 3: Use Virgin Atlantic's 24-Hour Risk-Free Cancellation Policy

Booking early locks in lower prices. If the fare drops within 24 hours, rebook and cancel the original ticket with no penalty.

Need help confirming your cancellation or rebooking? Call +1 (833) 341-5261  for step-by-step phone support.

★ Step 4: Avoid Seat Selection Fees

Choosing seats can add cost--especially when traveling as a family or during peak seasons. To avoid these fees:

- Allow Virgin Atlantic to assign your seat at check-in.
 - Join Virgin Atlantic SkyMiles (it's free!) for potential seat-selection benefits.
- When in doubt, request help at +1 (833) 341-5261 

★ Step 5: Travel Light to Avoid Baggage Fees

Baggage fees can add up quickly. Here is how to avoid them:

- Bring only a free carry-on and personal item when possible.
- Use a Virgin Atlantic co-branded credit card to get free checked baggage.
- Join the SkyMiles loyalty program for future benefits.

If you are unsure about your baggage allowance, you can call **+1 (833) 341-5261** 📞 to verify before arriving at the airport.

★ Step 6: Watch for Special Offers & Flash Sales 🤖

Virgin Atlantic frequently promotes sales through newsletters and social media. Signing up keeps you informed about discounted fares, eliminating the need to pay higher last-minute prices.

If you want help applying a promotion, reach out to **+1 (833) 341-5261** ✓.

★ Step 7: Use Flexible Dates & Airports for Better Prices 📅

Flights can be significantly cheaper when you fly mid-week or at off-peak times. Virgin Atlantic's flexible date search tool shows the lowest options.

If you are having trouble navigating the tool, call **+1 (833) 341-5261** ☎️ for guidance.

★ Final Thought

By booking smartly, traveling light and knowing your options, you can avoid many common fees when booking a Virgin Atlantic Airways flight. And whenever you need support, the user-provided number **+1 (833) 341-5261** is available to help you through each step.

Happy travels! 🌍✈️

