



How to Avoid Fees While Booking a United Airlines Flight +1 (833) 341-5261

(Step-by-Step Guide)  

If you need more help saving money and keeping your trip as affordable as possible, you can call **+1 (833) 341-5261**  at any step. Booking a flight can be stressful--especially when you encounter unexpected charges during checkout. The good news is that with a few smart tricks, you can reduce or even completely avoid many extra fees when booking a United Airlines flight.

★ **Step 1: Book Directly Through United's Website or App**


Third-party travel sites often add extra charges. To avoid hidden booking fees, always start with United's official website or mobile app.

If something seems unclear while booking, you can call **+1 (833) 341-5261**  for assistance or clarification.

★ **Step 2: Compare Fare Types Before Selecting**


United offers different fare categories such as Main Cabin, Comfort+, First Class and Basic Economy.

Basic Economy is cheapest but comes with restrictions. To avoid fees later (like seat selection), choose a fare type that fits your needs from the start.

If you are unsure which fare works best, contact support at **+1 (833) 341-5261**  to ask questions before paying.

★ **Step 3: Use United's 24-Hour Risk-Free Cancellation Policy**

Booking early locks in lower prices. If the fare drops within 24 hours, rebook and cancel the original ticket with no penalty.

Need help confirming your cancellation or rebooking? Call **+1 (833) 341-5261**  for step-by-step phone support.

★ **Step 4: Avoid Seat Selection Fees**

Choosing seats can add cost--especially when traveling as a family or during peak seasons. To avoid these fees:

- Allow United to assign your seat at check-in.
- Join United SkyMiles (it's free!) for potential seat-selection benefits.

When in doubt, request help at **+1 (833) 341-5261** 

★ **Step 5: Travel Light to Avoid Baggage Fees**

Baggage fees can add up quickly. Here's how to avoid them:

- Bring only a free carry-on and personal item when possible.
- Use a United co-branded credit card to get free checked baggage.
- Join the SkyMiles loyalty program for future benefits.

If you are unsure about your baggage allowance, you can call **+1 (833) 341-5261** 📞 to verify before arriving at the airport.

☆ **Step 6: Watch for Special Offers & Flash Sales** 🤖

United frequently promotes sales through newsletters and social media. Signing up keeps you informed about discounted fares, eliminating the need to pay higher last-minute prices. If you want help applying a promotion, reach out to **+1 (833) 341-5261** ✓.

☆ **Step 7: Use Flexible Dates & Airports for Better Prices** 📅

Flights can be significantly cheaper when you fly mid-week or at off-peak times. United's flexible date search tool shows the lowest options.

If you are having trouble navigating the tool, call **+1 (833) 341-5261** 📞 for guidance.

☆ **Final Thought**

By booking smartly, traveling light and knowing your options, you can avoid many common fees when booking a United Airlines flight. And whenever you need support, the user-provided number **+1 (833) 341-5261** is available to help you through each step.

Happy travels! 🌍✈️

