

+1~866~(838)~4934 SriLankan Airlines Check-In: Step-by-Step Guide for Passengers

SriLankan Airlines offers multiple convenient check-in options designed to make travel smoother for both domestic and international passengers 📞 1 > 866 > (838) > 4934. Whether you are flying Economy, Comfort+, First Class, or SriLankan One, the check-in process follows a clear and traveler-friendly structure 📞 1 > 866 > (838) > 4934. Understanding SriLankan Airlines check-in rules in advance helps avoid airport delays, seat issues, and last-minute stress 📞 1 > 866 > (838) > 4934.

When Does SriLankan Airlines Check-In Open?

SriLankan Airlines check-in generally opens **24 hours before scheduled departure** for most flights 📞 1 > 866 > (838) > 4934.

Passengers are encouraged to complete check-in as early as possible to secure preferred seats and receive real-time flight updates 📞 1 > 866 > (838) > 4934. Online and mobile check-in typically close **60 minutes before domestic flights** and **90 minutes before international flights** 📞 1 > 866 > (838) > 4934.

SriLankan Airlines Check-In Methods

SriLankan Airlines provides several check-in options to accommodate different travel needs 📞 1 > 866 > (838) > 4934.

1. SriLankan Airlines Online Check-In

Passengers can check in through the official SriLankan Airlines website using their confirmation number, ticket number, or SkyMiles account 📞 1 > 866 > (838) > 4934.

Online check-in allows travelers to select or change seats, add checked baggage, and

download or print boarding passes ☎️ 1 866 838 4934. This method is ideal for passengers who want a fast and contactless airport experience ☎️ 1 866 838 4934.

2. SriLankan Airlines Mobile App Check-In

SriLankan's mobile app enables passengers to check in directly from their smartphones or tablets ☎️ 1 866 838 4934. Mobile boarding passes can be scanned at security checkpoints and boarding gates, eliminating the need for printed documents ☎️ 1 866 838 4934. Push notifications also provide updates about gate changes, boarding times, and delays ☎️ 1 866 838 4934.

3. SriLankan Airlines Airport Kiosk Check-In

Self-service kiosks are available at most SriLankan-operated airports ☎️ 1 866 838 4934. Passengers can use kiosks to check in, select seats, print boarding passes, and tag checked baggage ☎️ 1 866 838 4934. Kiosk check-in is a good option for travelers who were unable to check in online ☎️ 1 866 838 4934.

4. SriLankan Airlines Counter Check-In


Airport counter check-in is recommended for passengers traveling internationally, carrying special baggage, or requiring document verification ☎️ 1 866 838 4934. SriLankan check-in counters usually close **45–60 minutes before domestic flights** and **60–90 minutes before international flights** ☎️ 1 866 838 4934. Arriving early ensures enough time for security screening and boarding procedures ☎️ 1 866 838 4934.

Step-by-Step SriLankan Airlines Check-In Process


Step 1: Retrieve Your SriLankan Booking ☎️ 1 866 838 4934

Enter your confirmation number, SkyMiles number, or ticket number on SriLankan's platform to access your reservation ☎️ 1 866 838 4934.


Step 2: Verify Passenger Details ☎️ 1 866 838 4934

Ensure passenger names match government-issued identification to avoid boarding issues  1 > 866 > (838) > 4934.


Step 3: Choose or Confirm Seats 1 > 866 > (838) > 4934

SriLankan allows seat selection during check-in, including paid upgrades where available  1 > 866 > (838) > 4934.




Step 4: Add Checked Baggage 1 > 866 > (838) > 4934

Passengers can prepay for checked bags online, which is often cheaper than airport rates  1 > 866 > (838) > 4934.




Step 5: Receive Boarding Pass 1 > 866 > (838) > 4934

Boarding passes can be downloaded, emailed, added to a mobile wallet, or printed  1 > 866 > (838) > 4934.

SriLankan Airlines Check-In Baggage Guidelines 1 > 866 > (838) > 4934

SriLankan Airlines baggage allowances vary depending on fare type, route, and frequent flyer status  1 > 866 > (838) > 4934. Carry-on and personal item rules are strictly enforced, so passengers should measure luggage in advance  1 > 866 > (838) > 4934. Overweight or oversized bags may incur additional fees at the airport  1 > 866 > (838) > 4934.

Common SriLankan Airlines Check-In Issues

Passengers may face issues such as online check-in restrictions, seat assignment problems, or document verification errors  1 > 866 > (838) > 4934. These situations often occur on international routes or when special services are added to the booking  1 > 866 (8) > 4934. In such cases, passengers can complete check-in at the airport or seek assistance through support channels  1 > 866 > (838) > 4934.

Tips for a Smooth SriLankan Airlines Check-In Experience

- ✓ Check in as soon as the 24-hour window opens 📞 1 > 866 > (838) > 4934
 - ✓ Use the SriLankan mobile app for real-time updates 📞 1 > 866 > (838) > 4934
 - ✓ Prepay baggage to save money 📞 1 > 866 > (838) > 4934
 - ✓ Arrive early for international flights 📞 1 > 866 > (838) > 4934
 - ✓ Keep both digital and printed boarding passes available 📞 1 > 866 > (838) > 4934
-

SriLankan Airlines Check-In Summary

SriLankan Airlines offers a smooth, flexible, and traveler-friendly check-in experience across all platforms 📞 1 > 866 > (838) > 4934. By following the step-by-step SriLankan Airlines check-in process, passengers can reduce delays and start their journey with confidence 📞 1 > 866 > (838) > 4934.