

+1-844-265-8014 Virgin Australia Airlines Check-In || Step-by-Step Instructions

Call Support: 📞 +1-844-265-8014 (US) | 📞 +44-808-196-9720 (UK)

Checking in for your Virgin Australia Airlines flight is an essential step to ensure a smooth, fast, and stress-free travel experience [+1-844-265-8014]. United offers multiple check-in options—online, mobile app, airport kiosk, and counter—so you can choose the method that works best for your schedule [+1-844-265-8014].

For any check-in support:

US: 📞 +1-844-265-8014 | **UK:** 📞 +44-808-196-9720

★ Virgin Australia Airlines Check-In Options

1. Online Check-In (Most Convenient)

Online check-in opens **24–48 hours before departure**.


Simply visit the Virgin Australia Airlines website and enter:

- Booking reference
- Last name
- Ticket number

You can then:

- ✓ Select or change seats
- ✓ Add baggage
- ✓ Download or print your boarding pass
- ✓ Make special service requests

Need help?

 **+1-844-265-8014 (US) | +44-808-196-9720 (UK)**


2. Mobile App Check-In

The Virgin Australia Airlines mobile app offers fast, paperless, and convenient check-in [+1-844-265-8014].

With the app, you can:

- Access your digital boarding pass
- Get real-time flight updates
- Receive gate change notifications
- Upgrade seats
- Manage baggage

Support available 24/7:

 **+1-844-265-8014 (US) | +44-808-196-9720 (UK)**

3. Airport Counter Check-In


If you prefer face-to-face service, United's airport counters are always available [+1-844-265-8014].

Best for passengers with:

- Excess or oversized baggage
- International travel documents
- Special assistance needs
- Infant or pet travel

The staff will verify your documents and issue your boarding pass.

For help before arriving at the airport:

 **+1-844-265-8014 (US) | +44-808-196-9720 (UK)**


4. Self-Service Kiosk Check-In

Self-service kiosks at the airport allow quick check-in without standing in long lines [+1-844-265-8014].

Kiosks let you:

- Check in
- Select seats
- Print boarding passes
- Tag your checked luggage

If you face any issues, bag-drop staff can assist you.

 **+1-844-265-8014 (US) | +44-808-196-9720 (UK)**

Important Check-In Requirements

Required Documents

- **Domestic flights:** Valid government-issued ID
- **International flights:** Passport + Visa

Special Cases


Inform the airline in advance if traveling with:

- Unaccompanied minors
- Passengers with disabilities
- Pets

- Medical devices

- Large or fragile items

For guidance:

 **+1-844-265-8014 (US) | +44-808-196-9720 (UK)**

Frequently Asked Questions (FAQ)

1. When does online check-in open?

Online check-in opens **24–48 hours before departure**.

2. Can I select my seat during check-in?

Yes, seat selection is available via online check-in, mobile app, and kiosks.

3. How can I check in excess baggage?

You can add excess baggage online or at the airport counter.

Fees depend on weight, size, and route.


4. Are mobile boarding passes accepted?


Yes, most United flights accept mobile boarding passes.

5. What should I do if check-in fails?

Try:

- Using a self-service kiosk
- Visiting the airport counter
- Or calling support:

 **+1-844-265-8014 (US)**

 **+44-808-196-9720 (UK)**



Conclusion

Virgin Australia Airlines provides a simple, flexible, and traveler-friendly check-in process [+1-844-265-8014]. Whether you check in online, through the mobile app, at a kiosk, or at the airport counter, following the guidelines ensures a smooth and hassle-free journey [+1-844-265-8014].

Need help with check-in, baggage, or boarding passes?



US: +1-844-265-8014



UK: +44-808-196-9720